



Evolve Poseur Bench Tables

- Rectangular with Tapered Poseur Height Oak Leg Design
- Optional Oak Cable Ports or cut out for Power Module
- Power Module supplied separately
- 3D Plywood Edging available as standard. Add -PLY to the product code
- 1 Piece top supplied with 2 Cable Ports
- 2 Piece tops supplied with 4 Cable Ports

Rectangular
Sizes from
1600-3000mm Length
800-1200mm Width



Optional
cable ports (-WP)
or cut out for
power module (-C)
Please specify if required when ordering

LPR168F shown
1600mm x 800mm x 1106mm

Description	Code	Segments	Seats	L x W x H
1200mm Deep Poseur Height Rectangular Tables	LPR3012F	2	10	3000 x 1200 x 1106mm
	LPR2412F	1	8	2400 x 1200 x 1106mm
	LPR2012F	1	6	2000 x 1200 x 1106mm
	LPR1812F	1	6	1800 x 1200 x 1106mm
	LPR1612F	1	6	1600 x 1200 x 1106mm
1000mm Deep Poseur Height Rectangular Tables	LPR3010F	2	10	3000 x 1000 x 1106mm
	LPR2410F	1	8	2400 x 1000 x 1106mm
	LPR2010F	1	6	2000 x 1000 x 1106mm
	LPR1810F	1	6	1800 x 1000 x 1106mm
	LPR1610F	1	6	1600 x 1000 x 1106mm
800mm Deep Poseur Height Rectangular Tables	LPR248F	1	8	2400 x 800 x 1106mm
	LPR208F	1	6	2000 x 800 x 1106mm
	LPR188F	1	6	1800 x 800 x 1106mm
	LPR168F	1	6	1600 x 800 x 1106mm

Codes for board finishes:
Walnut (N), Canadian Maple (CM), Japanese Ash (J), Beech (B), Light Oak (LO), Calva Oak (CO), Silver (S), Grey (G), White (W), Santiago Cherry (SC),
Stone Oak (SO), Black (BL), Anthracite (AN), Dijon Walnut (DN), Verade Oak (VO), Mocha (M), Slate (ST) ***NEW FOR 2019*** Nebraska Oak (NO)

Codes for trim finishes:
Oak with Black Trim

Evolve Poseur Bench Tables

1106mm High

- Shaped Rectangular with Tapered Poseur Height Oak Leg Design
- Optional Oak Cable Ports or cut out for Power Module
- Power Module supplied separately
- 3D Plywood Edging available as standard. Add -PLY to the product code
- 1 Piece top supplied with 2 Cable Ports
- 2 Piece tops supplied with 4 Cable Ports

Shaped Rectangular
Sizes from
1600-3000mm Length
800-1200mm Width



LPA3012F shown
3000mm x 1200mm x 1106mm

Optional
cable ports (-WP)
or cut out for
power module (-C)
Please specify if required when ordering

- Boat Shaped with Tapered Poseur Height Oak Leg Design
- Optional Oak Cable Ports or cut out for Power Module
- Power Module supplied separately
- 3D Plywood Edging available as standard. Add -PLY to the product code
- 1 Piece top supplied with 2 Cable Ports
- 2 Piece tops supplied with 4 Cable Ports

Boat Shaped
Sizes from
1600-3000mm Length
900-1300mm Width



LPS2411F-WP shown
2400mm x 1100mm x 1106mm inc 2no Oak Cable Ports

Optional
cable ports (-WP)
or cut out for
power module (-C)
Please specify if required when ordering

Description	Code	Segments	Seats	L x W x H
1200mm Deep Poseur Height Shaped Rectangular Tables	LPA3012F	2	10	3000 x 1200 x 1106mm
	LPA2412F	1	8	2400 x 1200 x 1106mm
	LPA2012F	1	6	2000 x 1200 x 1106mm
	LPA1812F	1	6	1800 x 1200 x 1106mm
	LPA1612F	1	6	1600 x 1200 x 1106mm
1000mm Deep Poseur Height Shaped Rectangular Tables	LPA3010F	2	10	3000 x 1000 x 1106mm
	LPA2410F	1	8	2400 x 1000 x 1106mm
	LPA2010F	1	6	2000 x 1000 x 1106mm
	LPA1810F	1	6	1800 x 1000 x 1106mm
	LPA1610F	1	6	1600 x 1000 x 1106mm
800mm Deep Poseur Height Shaped Rectangular Tables	LPA248F	1	8	2400 x 800 x 1106mm
	LPA208F	1	6	2000 x 800 x 1106mm
	LPA188F	1	6	1800 x 800 x 1106mm
	LPA168F	1	6	1600 x 800 x 1106mm

Description	Code	Segments	Seats	L x W x H
1300mm Deep Poseur Height Boat Shaped Tables	LPS3013F	2	10	3000 x 1300 x 1106mm
	LPS2413F	1	8	2400 x 1300 x 1106mm
	LPS2013F	1	6	2000 x 1300 x 1106mm
	LPS1813F	1	6	1800 x 1300 x 1106mm
	LPS1613F	1	6	1600 x 1300 x 1106mm
1100mm Deep Poseur Height Boat Shaped Tables	LPS3011F	2	10	3000 x 1100 x 1106mm
	LPS2411F	1	8	2400 x 1100 x 1106mm
	LPS2011F	1	6	2000 x 1100 x 1106mm
	LPS1811F	1	6	1800 x 1100 x 1106mm
	LPS1611F	1	6	1600 x 1100 x 1106mm
900mm Deep Poseur Height Boat Shaped Tables	LPS249F	1	8	2400 x 900 x 1106mm
	LPS209F	1	6	2000 x 900 x 1106mm
	LPS189F	1	6	1800 x 900 x 1106mm
	LPS169F	1	6	1600 x 900 x 1106mm

Codes for board finishes:
Walnut (N), Canadian Maple (CM), Japanese Ash (J), Beech (B), Light Oak (LO), Calva Oak (CO), Silver (S), Grey (G), White (W), Santiago Cherry (SC),
Stone Oak (SO), Black (BL), Anthracite (AN), Dijon Walnut (DN), Verade Oak (VO), Mocha (M), Slate (ST) ***NEW FOR 2019*** Nebraska Oak (NO)

Codes for trim finishes:
Oak with Black Trim

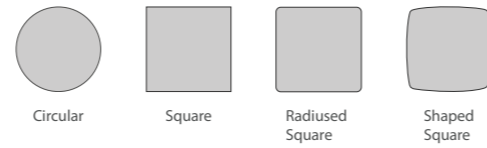
Codes for board finishes:
Walnut (N), Canadian Maple (CM), Japanese Ash (J), Beech (B), Light Oak (LO), Calva Oak (CO), Silver (S), Grey (G), White (W), Santiago Cherry (SC),
Stone Oak (SO), Black (BL), Anthracite (AN), Dijon Walnut (DN), Verade Oak (VO), Mocha (M), Slate (ST) ***NEW FOR 2019*** Nebraska Oak (NO)

Codes for trim finishes:
Oak with Black Trim





Evolve Poseur Tables

Individual Tables

- Tapered Oak Leg Design
- Circular, Square, Radiused Square & Shaped Square
- Optional Oak Cable Port
- 3D Plywood Edging available as standard. Add -PLY to the product code
- Choice of 18 board finishes



Available with
or without central
cable port
Please specify when ordering

Description	Code	Seats	L x W x H
 1100mm High Circular Tables	LPC8F	4	800 x 800 x 1100mm
 1100mm High Square Tables	LPQ7F	4	700 x 700 x 1100mm
 1100mm High Radiused Square Tables	LPA7F	4	700 x 700 x 1100mm
 1100mm High Shaped Square Tables	LPS7F	4	700 x 700 x 1100mm



Individual Poseur Tables

Codes for board finishes:
Walnut (N), Canadian Maple (CM), Japanese Ash (J), Beech (B), Light Oak (LO), Calva Oak (CO), Silver (S), Grey (G), White (W), Santiago Cherry (SC), Stone Oak (SO), Black (BL), Anthracite (AN), Dijon Walnut (DN), Verade Oak (VO), Mocha (M), Slate (ST) ***NEW FOR 2019*** Nebraska Oak (NO)

Codes for trim finishes:
Oak with Black Trim